


Safe communities – where people feel and are safe walking in the local area

**Crime and Safety Programs**


single choice



Safe communities – where people feel and are safe walking in the local area

**Rangers**


single choice



Healthy communities - where healthy lifestyles lead to improved outcomes on all major health indicators

**Sports Fields**


single choice



Healthy communities - where healthy lifestyles lead to improved outcomes on all major health indicators

**Facilities and Buildings on Sports Fields**

single choice



Healthy communities - where healthy lifestyles lead to improved outcomes on all major health indicators

**Parks, Gardens, Playgrounds and Reserves**

single choice



|                        |    |          |  |
|------------------------|----|----------|--|
| Increase budget by 5%  | 27 | (28.72%) |  |
| Use existing budget    | 40 | (42.55%) |  |
| Decrease budget by 5%  | 7  | (7.45%)  |  |
| Decrease budget by 10% | 9  | (9.57%)  |  |

Healthy communities - where healthy lifestyles lead to improved outcomes on all major health indicators

**Swimming Pools**

single choice

|                        |    |          |  |
|------------------------|----|----------|--|
| Increase budget by 10% | 10 | (10.75%) |  |
| Increase budget by 5%  | 22 | (23.66%) |  |
| Use existing budget    | 43 | (46.24%) |  |
| Decrease budget by 5%  | 6  | (6.45%)  |  |
| Decrease budget by 10% | 12 | (12.90%) |  |

Educated & working communities – smart people and smart business, creating a balance between work and home

**Economic Development and Tourism**

single choice

|                        |    |          |  |
|------------------------|----|----------|--|
| Increase budget by 10% | 7  | (7.37%)  |  |
| Increase budget by 5%  | 11 | (11.58%) |  |
| Use existing budget    | 43 | (45.26%) |  |
| Decrease budget by 5%  | 11 | (11.58%) |  |
| Decrease budget by 10% | 23 | (24.21%) |  |

Educated & working communities – smart people and smart business, creating a balance between work and home

**Libraries**

single choice

|                        |    |          |  |
|------------------------|----|----------|--|
| Increase budget by 10% | 11 | (11.70%) |  |
| Increase budget by 5%  | 17 | (18.09%) |  |
| Use existing budget    | 41 | (43.62%) |  |
| Decrease budget by 5%  | 10 | (10.64%) |  |
| Decrease budget by 10% | 15 | (15.96%) |  |

Moving around - a transport system which promotes sustainable travel

**Road pavement renewal & maintenance (includes car parking)**






single choice

|                        |    |          |  |
|------------------------|----|----------|--|
| Increase budget by 10% | 15 | (15.79%) |  |
| Increase budget by 5%  | 39 | (41.05%) |  |
| Use existing budget    | 31 | (32.63%) |  |
| Decrease budget by 5%  | 5  | (5.26%)  |  |
| Decrease budget by 10% | 5  | (5.26%)  |  |

Moving around - a transport system which promotes sustainable travel

**Bridge Renewal and Maintenance**






single choice

|                        |    |          |  |
|------------------------|----|----------|--|
| Increase budget by 10% | 7  | (7.53%)  |  |
| Increase budget by 5%  | 13 | (13.98%) |  |
| Use existing budget    | 58 | (62.37%) |  |
| Decrease budget by 5%  | 10 | (10.75%) |  |
| Decrease budget by 10% | 5  | (5.38%)  |  |

Vibrant communities - that celebrate life, our history, diversity and shared future

**Community Events**






single choice

|                        |    |          |  |
|------------------------|----|----------|--|
| Increase budget by 10% | 5  | (5.26%)  |  |
| Increase budget by 5%  | 12 | (12.63%) |  |
| Use existing budget    | 46 | (48.42%) |  |
| Decrease budget by 5%  | 8  | (8.42%)  |  |
| Decrease budget by 10% | 24 | (25.26%) |  |

Vibrant communities - that celebrate life, our history, diversity and shared future

**Community Halls and Buildings**






single choice

|                        |    |          |  |
|------------------------|----|----------|--|
| Increase budget by 10% | 6  | (6.38%)  |   |
| Increase budget by 5%  | 10 | (10.64%) |  |
| Use existing budget    | 52 | (55.32%) |  |
| Decrease budget by 5%  | 14 | (14.89%) |  |
| Decrease budget by 10% | 12 | (12.77%) |  |

Vibrant communities - that celebrate life, our history, diversity and shared future

**Community Programs**






single choice

|                        |    |          |  |
|------------------------|----|----------|--|
| Increase budget by 10% | 4  | (4.21%)  |  |
| Increase budget by 5%  | 15 | (15.79%) |  |
| Use existing budget    | 45 | (47.37%) |  |
| Decrease budget by 5%  | 10 | (10.53%) |  |
| Decrease budget by 10% | 21 | (22.11%) |  |

Green living - use less, recycle more and choose renewable options to minimise our impact on the natural environment

**Stormwater and Drainage**






single choice

|                        |    |          |  |
|------------------------|----|----------|--|
| Increase budget by 10% | 11 | (11.83%) |  |
| Increase budget by 5%  | 26 | (27.96%) |  |
| Use existing budget    | 44 | (47.31%) |  |
| Decrease budget by 5%  | 4  | (4.30%)  |  |
| Decrease budget by 10% | 8  | (8.60%)  |  |

Green living - use less, recycle more and choose renewable options to minimise our impact on the natural environment

**Programs addressing Green Living and Climate Change**






single choice

|                        |    |          |  |
|------------------------|----|----------|--|
| Increase budget by 10% | 7  | (7.53%)  |  |
| Increase budget by 5%  | 9  | (9.68%)  |  |
| Use existing budget    | 39 | (41.94%) |  |
| Decrease budget by 5%  | 11 | (11.83%) |  |
| Decrease budget by 10% | 27 | (29.03%) |  |

Biodiversity - respecting and caring for the natural environment

**Environmental Programs**

single choice

|                        |    |          |  |
|------------------------|----|----------|--|
| Increase budget by 10% | 13 | (14.13%) |  |
| Increase budget by 5%  | 12 | (13.04%) |  |
| Use existing budget    | 35 | (38.04%) |  |
| Decrease budget by 5%  | 9  | (9.78%)  |  |
| Decrease budget by 10% | 23 | (25.00%) |  |

Special projects

**Foreshore Improvements**

multiple choice

|                        |    |           |  |
|------------------------|----|-----------|--|
| Shellharbour Foreshore | 14 | (100.00%) |  |
|------------------------|----|-----------|--|

Special projects

**Streetscape Improvements**




multiple choice

|                                  |    |          |  |
|----------------------------------|----|----------|--|
| Shellharbour Village streetscape | 13 | (35.14%) |  |
| Destination Albion Park Stage2   | 13 | (35.14%) |  |
| Oak Flats streetscape            | 11 | (29.73%) |  |

Special projects

**Sportsfield Improvements and Upgrades**


multiple choice

|  |    |          |  |
|--|----|----------|--|
| Myimbarr Community Park flood lighting to eastern field.   | 6  | (18.18%) |  |
| Upgrades of various amenities buildings for sports fields  | 10 | (30.30%) |  |
| Upgrade sports field lighting with energy efficient lights | 17 | (51.52%) |  |

Moving around - a transport system which promotes sustainable travel

**Bus Shelter Replacements & Maintenance**

single choice

|                        |    |          |  |
|------------------------|----|----------|--|
| Increase budget by 10% | 4  | (4.35%)  |  |
| Increase budget by 5%  | 17 | (18.48%) |  |
| Use existing budget    | 43 | (46.74%) |  |

|                        |    |          |  |
|------------------------|----|----------|--|
| Decrease budget by 5%  | 13 | (14.13%) |  |
| Decrease budget by 10% | 15 | (16.30%) |  |

Moving around - a transport system which promotes sustainable travel

**Roadside Furniture Renewal & Maintenance (includes guardrail, signs & traffic facilities)**

single choice

|                        |    |          |  |
|------------------------|----|----------|--|
| Increase budget by 10% | 3  | (3.26%)  |  |
| Increase budget by 5%  | 12 | (13.04%) |  |
| Use existing budget    | 54 | (58.70%) |  |
| Decrease budget by 5%  | 11 | (11.96%) |  |
| Decrease budget by 10% | 12 | (13.04%) |  |

Moving around - a transport system which promotes sustainable travel

**Footpath Renewal & Maintenance**

single choice

|                        |    |          |  |
|------------------------|----|----------|--|
| Increase budget by 10% | 14 | (15.05%) |  |
| Increase budget by 5%  | 30 | (32.26%) |  |
| Use existing budget    | 40 | (43.01%) |  |
| Decrease budget by 5%  | 4  | (4.30%)  |  |
| Decrease budget by 10% | 5  | (5.38%)  |  |

Moving around - a transport system which promotes sustainable travel

**Shared Use Path - Cycleway Renewal & Maintenance**

single choice

|                        |    |          |  |
|------------------------|----|----------|--|
| Increase budget by 10% | 10 | (10.87%) |  |
| Increase budget by 5%  | 17 | (18.48%) |  |
| Use existing budget    | 45 | (48.91%) |  |
| Decrease budget by 5%  | 5  | (5.43%)  |  |
| Decrease budget by 10% | 15 | (16.30%) |  |