

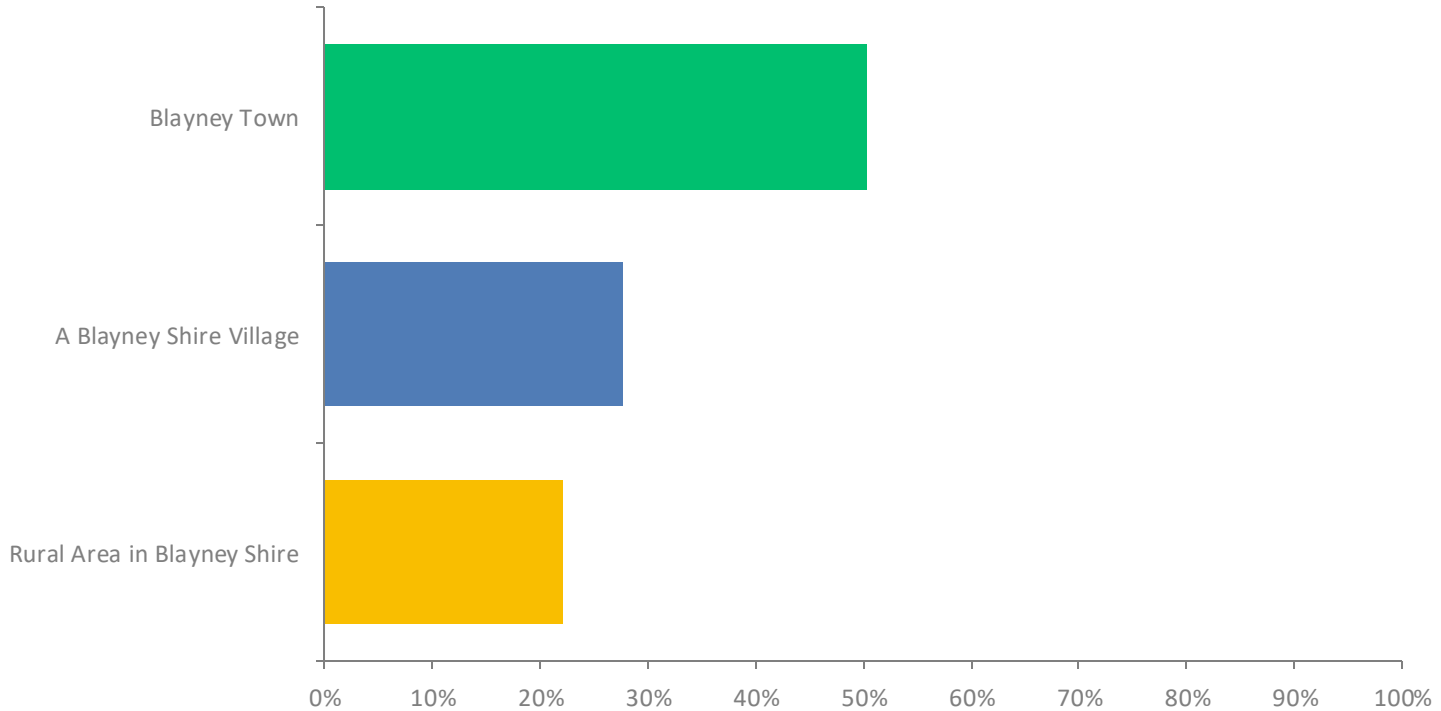
Council Services Survey 2023

Survey Open: 29 September 2023 – 11 October 2023

Complete Responses: 291

Q1: Where do you live?

Answered: 286 Skipped: 5



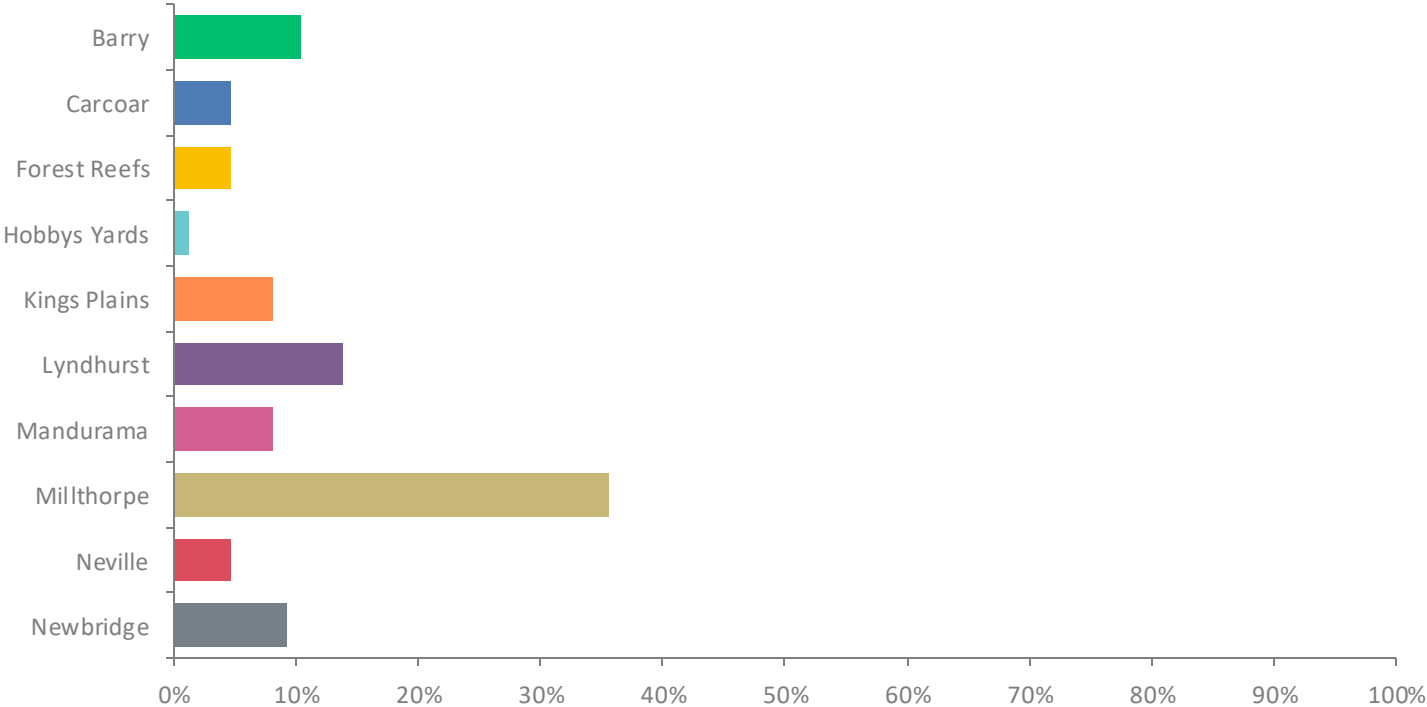
Q1: Where do you live?

Answered: 286 Skipped: 5

ANSWER CHOICES	RESPONSES	
Blayney Town	50.35%	144
A Blayney Shire Village	27.62%	79
Rural Area in Blayney Shire	22.03%	63
TOTAL		286

Q2: If you live in a village, which area do you live in? (otherwise leave blank)

Answered: 87 Skipped: 204



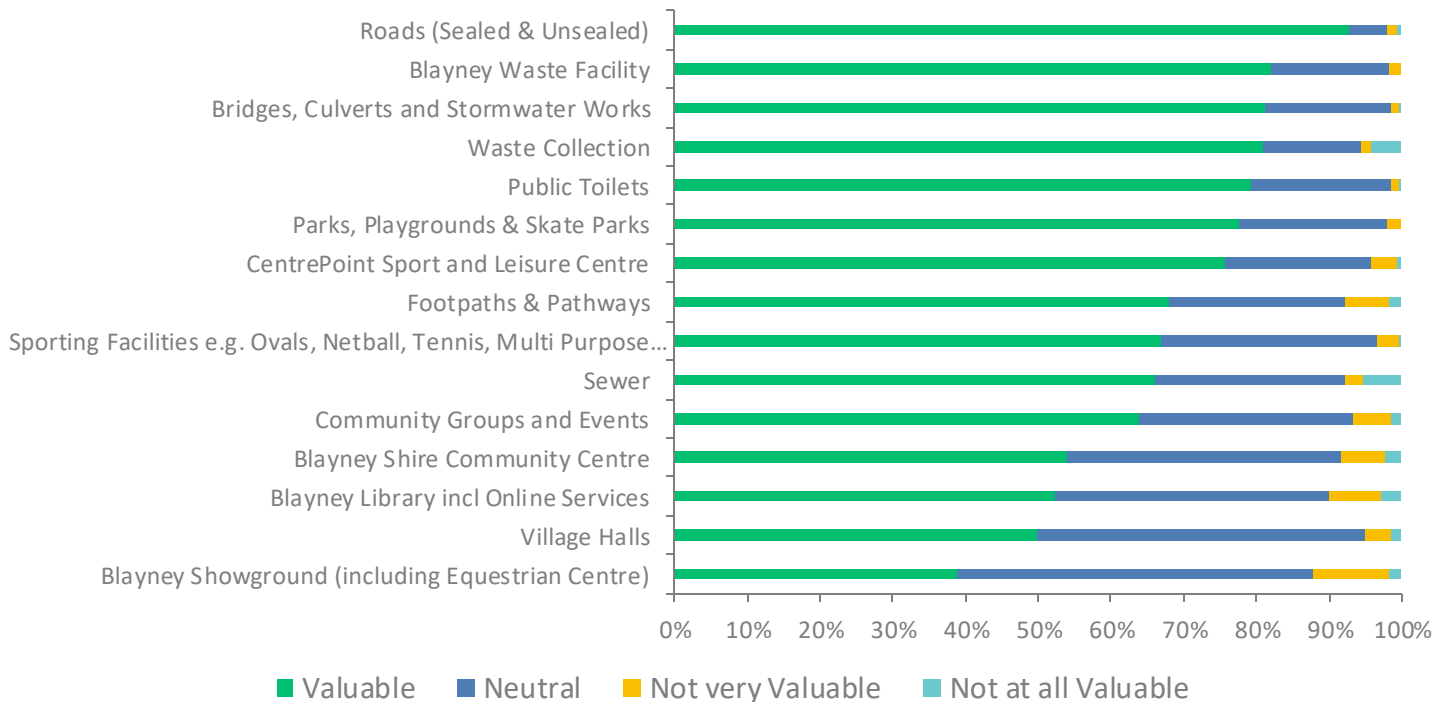
Q2: If you live in a village, which area do you live in? (otherwise leave blank)

Answered: 87 Skipped: 204

ANSWER CHOICES	RESPONSES	
Barry	10.34%	9
Carcoar	4.60%	4
Forest Reefs	4.60%	4
Hobbys Yards	1.15%	1
Kings Plains	8.05%	7
Lyndhurst	13.79%	12
Mandurama	8.05%	7
Millthorpe	35.63%	31
Neville	4.60%	4
Newbridge	9.20%	8
TOTAL		87

Q3: How valuable do you see the following is to the Blayney Shire community? (Leave blank if not applicable to you)

Answered: 290 Skipped: 1



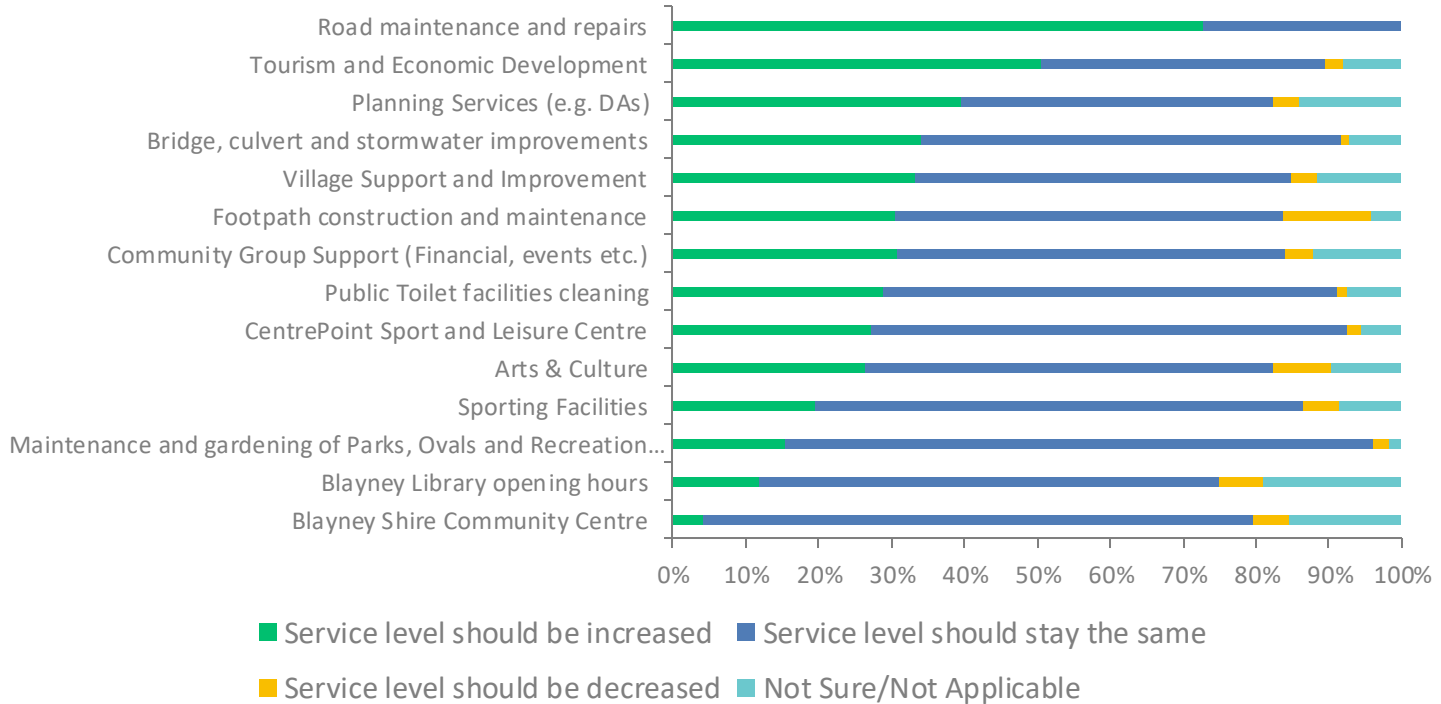
Q3: How valuable do you see the following is to the Blayney Shire community? (Leave blank if not applicable to you)

Answered: 290 Skipped: 1

	VALUABLE	NEUTRAL	NOT VERY VALU ABLE	NOT AT ALL VALUABLE	TOTAL	WEIGHTED AVERAGE
Roads (Sealed & Unsealed)	92.76% 269	5.17% 15	1.38% 4	0.69% 2	290	2.9
Blayney Waste Facility	82.07% 238	16.21% 47	1.72% 5	0% 0	290	2.80
Bridges, Culverts and Stormwater Works	81.25% 234	17.36% 50	1.04% 3	0.35% 1	288	2.80
Waste Collection	80.90% 233	13.54% 39	1.39% 4	4.17% 12	288	2.71
Public Toilets	79.31% 230	19.31% 56	1.03% 3	0.34% 1	290	2.78
Parks, Playgrounds & Skate Parks	77.70% 223	20.21% 58	2.09% 6	0% 0	287	2.76
CentrePoint Sport and Leisure Centre	75.69% 218	20.14% 58	3.47% 10	0.69% 2	288	2.71
Footpaths & Pathways	68.07% 194	24.21% 69	5.96% 17	1.75% 5	285	2.59
Sporting Facilities e.g. Ovals, Netball, Tennis, Multi Purpose Courts	67.01% 193	29.51% 85	3.12% 9	0.35% 1	288	2.63
Sewer	65.95% 184	26.16% 73	2.51% 7	5.38% 15	279	2.53
Community Groups and Events	63.99% 183	29.37% 84	5.24% 15	1.40% 4	286	2.56
Blayney Shire Community Centre	54.01% 155	37.63% 108	5.92% 17	2.44% 7	287	2.43
Blayney Library incl Online Services	52.26% 150	37.63% 108	7.32% 21	2.79% 8	287	2.39
Village Halls	49.82% 140	45.20% 127	3.56% 10	1.42% 4	281	2.43
Blayney Showground (including Equestrian Centre)	38.89% 112	48.96% 141	10.42% 30	1.74% 5	288	2.25

Q5: For the following services that Council provides, please provide feedback on their current service levels

Answered: 290 Skipped: 1



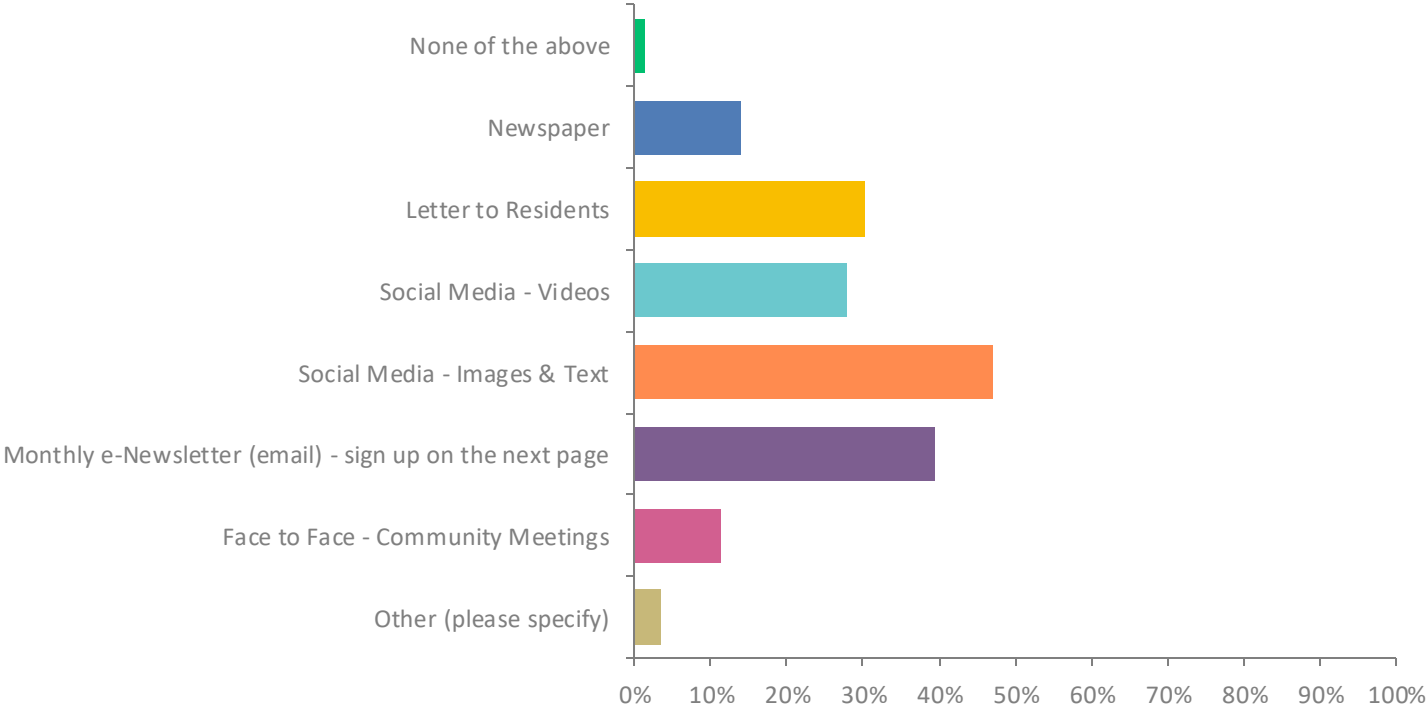
Q5: For the following services that Council provides, please provide feedback on their current service levels

Answered: 290 Skipped: 1

	SERVICE LEVEL SHOULD BE INCREASED	SERVICE LEVEL SHOULD STAY THE SAME	SERVICE LEVEL SHOULD BE DECREASED	NOT SURE/NOT APPLICABLE	TOTAL	WEIGHTED AVERAGE
Road maintenance and repairs	72.66% 210	27.34% 79	0% 0	0% 0	289	2.73
Tourism and Economic Development	50.52% 145	39.02% 112	2.44% 7	8.01% 23	287	2.48
Planning Services (e.g. DAs)	39.58% 112	42.76% 121	3.53% 10	14.13% 40	283	2.36
Bridge, culvert and stormwater improvements	33.92% 97	57.69% 165	1.05% 3	7.34% 21	286	2.33
Village Support and Improvement	33.10% 94	51.76% 147	3.52% 10	11.62% 33	284	2.30
Footpath construction and maintenance	30.34% 88	53.45% 155	12.07% 35	4.14% 12	290	2.18
Community Group Support (Financial, events etc.)	30.88% 88	52.98% 151	3.86% 11	12.28% 35	285	2.27
Public Toilet facilities cleaning	28.72% 83	62.28% 180	1.38% 4	7.61% 22	289	2.27
CentrePoint Sport and Leisure Centre	27.30% 77	65.25% 184	1.77% 5	5.67% 16	282	2.26
Arts & Culture	26.33% 74	55.87% 157	8.19% 23	9.61% 27	281	2.18
Sporting Facilities	19.50% 55	67.02% 189	4.96% 14	8.51% 24	282	2.15
Maintenance and gardening of Parks, Ovals and Recreation Grounds	15.28% 44	80.90% 233	2.08% 6	1.74% 5	288	2.13
Blayney Library opening hours	11.70% 33	63.12% 178	6.03% 17	19.15% 54	282	2.06
Blayney Shire Community Centre	4.23% 12	75.35% 214	4.93% 14	15.49% 44	284	1.99

Q10: How do you prefer to receive information from Council?

Answered: 284 Skipped: 7



Q10: How do you prefer to receive information from Council?

Answered: 284 Skipped: 7

ANSWER CHOICES	RESPONSES	
None of the above	1.41%	4
Newspaper	14.08%	40
Letter to Residents	30.28%	86
Social Media - Videos	27.82%	79
Social Media - Images & Text	47.18%	134
Monthly e-Newsletter (email) - sign up on the next page	39.44%	112
Face to Face - Community Meetings	11.27%	32
Other (please specify)	3.52%	10
TOTAL		497