

COMMUNICATIONS

List of Attachments:

Poster

Media Releases

Newspaper Articles

Letter to Residents

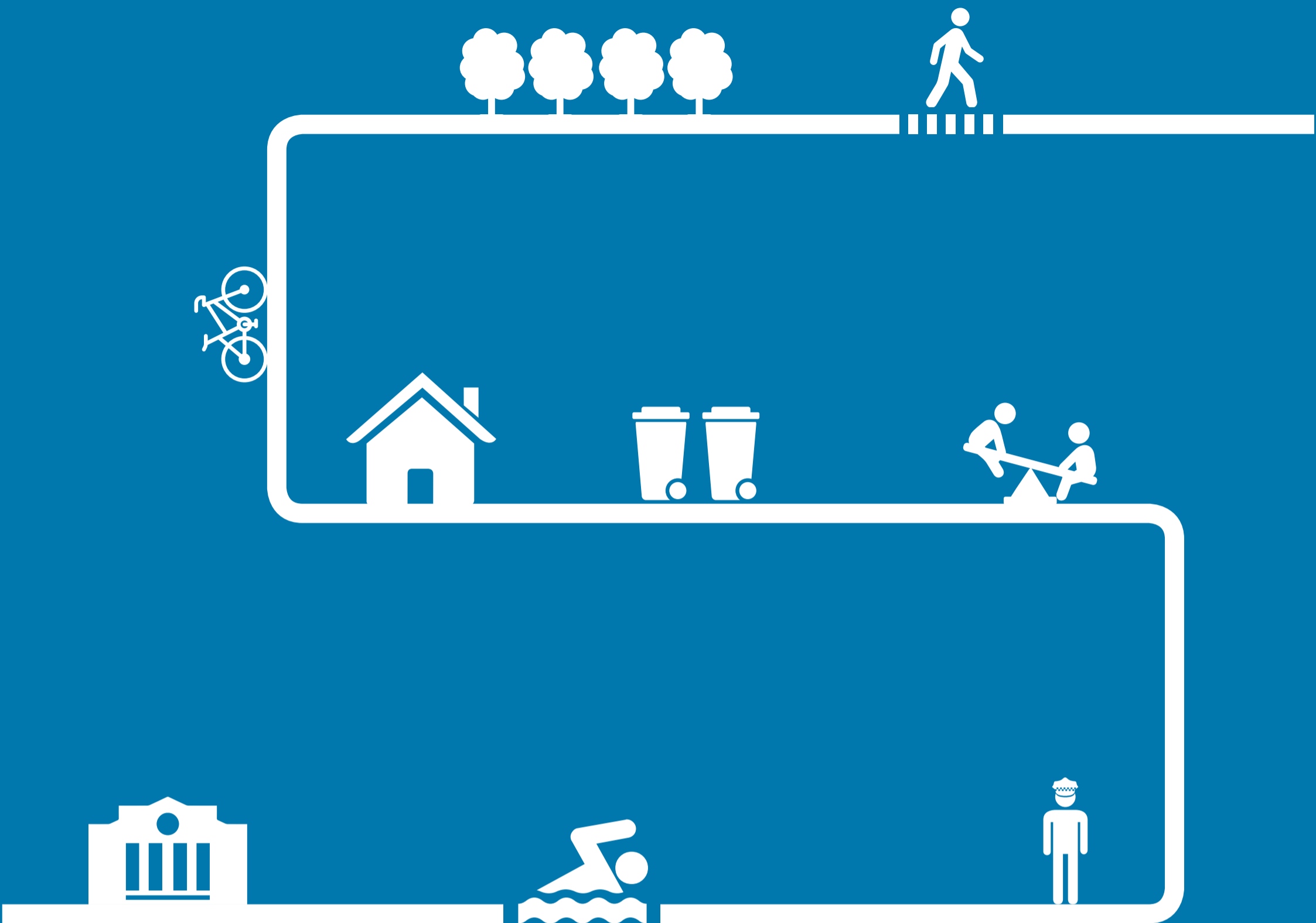
Letter to Investment Property Owners

Information Booklet

Household Survey Form

Reminder to submit survey

Digital Screen Display



Our Community Our Future

Randwick City Plan
2018-21

Your say in
the future
of our City



MEDIA RELEASE

Monday 4 December 2017

Community feedback sought on Our Community Our Future plan

Delivering quality services, addressing domestic violence, implementing anti-terrorism measures and upgrading or building new community facilities are part of Randwick City Council's Our Community Our Future plan launched this week by Randwick Mayor Lindsay Shurey.

The plan is on public exhibition from 1 December 2017 to 1 February 2018 and the community is being asked for feedback and comment on funding options.

"Our Community Our Future is about delivering the regular, quality council services you expect like roads and footpaths, libraries, events, lifeguards, beach cleaning, park maintenance, playgrounds and more," Randwick Mayor Lindsay Shurey said.

"There are a number of other important projects to undertake including undergrounding powerlines so we can beautify our streets and plant more trees and delivering a much needed new gymnastics and indoor sports centre at Heffron Park in Maroubra.

"At the same time we're also facing a number of challenges that we need to confront head on.

"The Federal Government has allocated responsibility for implementing anti-terrorism measures in public spaces to local councils. This means we have a duty of care to help safeguard highly visited places like Coogee Beach and La Perouse against potential terrorist attacks.

"We have recently inherited the La Perouse Museum from the State Government and we are in the process of also inheriting the Randwick Literary Institute. Both buildings have great potential for future community use, but are in poor condition after years of neglect and require millions of dollars in maintenance.

"And domestic violence continues to be the greatest social challenge of our time. I believe Council must play a greater role in tackling this important issue," Randwick Mayor Lindsay Shurey said.

The Council has released three funding options for community feedback which involve small rates increases.

The options range from Option 1 'do nothing' scenario where the minimum 2.3% rate peg would be applied. This option means Council could not fund new projects and it would affect existing services.

Options 2 and 3 involve applying for Special Rate Variations of either 3.52% or 5.52%. The smaller rate variation would deliver some of the projects to a lesser extent but take 13 years, while the 5.52% increase combined with borrowing funds would deliver all the projects within 7 years.



MEDIA RELEASE

How will it be funded?

	Option 1 DO NOTHING APPROACH	Option 2 DELAYED APPROACH	Option 3 PREFERRED APPROACH
	Under Option 1, Council will increase rates each year by the rate peg. This approach means we will not be able to fund new projects and it would impact our current services. This approach is not recommended by Council.	Under Option 2, Council would apply for an SRV of 3.52% pa to maintain services. This increase is based on modelling of what funds Council requires to maintain services and deliver new projects. This option would take longer (13 years) to deliver proposed projects and some would be on a smaller scale and apply a rate increase for Port Botany to create equality with Port Botany in Bayside Council.	Under Option 3, Council would apply for an SRV of 5.52% pa to maintain services and deliver major projects and anti-terrorism measures as a priority within 7 years. Council would also borrow \$27M in funds to expedite projects and apply a rate increase for Port Botany to create equality with Port Botany in Bayside Council.
	Anti-terrorism measures <input type="checkbox"/> X Major projects <input type="checkbox"/> X Maintain services <input type="checkbox"/> X Women's refuge <input type="checkbox"/> X Digital strategy <input type="checkbox"/> X Cultural facilities <input type="checkbox"/> X	Anti-terrorism measures <input checked="" type="checkbox"/> Major projects (delayed) <input checked="" type="checkbox"/> Maintain services <input checked="" type="checkbox"/> Women's refuge (delayed) <input checked="" type="checkbox"/> Digital strategy (limited) <input checked="" type="checkbox"/> Cultural facilities (delayed) <input checked="" type="checkbox"/>	Anti-terrorism measures <input checked="" type="checkbox"/> Major projects <input checked="" type="checkbox"/> Maintain services <input checked="" type="checkbox"/> Women's refuge <input checked="" type="checkbox"/> Digital strategy <input checked="" type="checkbox"/> Cultural facilities <input checked="" type="checkbox"/>
Annual rate increase	2.30%*	3.52%	5.52%
Proposed borrowings	\$0	\$0	\$27M
Project delivery timeframe	No new projects delivered	13 years	7 years
	For residential ratepayers	For residential ratepayers	For residential ratepayers
	2018/19 2019/20 2020/21	2018/19 2019/20 2020/21	2018/19 2019/20 2020/21
Average annual rate	\$1,186 \$1,213 \$1,241	\$1,200 \$1,242 \$1,286	\$1,223 \$1,290 \$1,362
Average annual increase	\$26.66 \$27.27 \$27.90	\$40.80 \$42.23 \$43.72	\$63.98 \$67.51 \$71.23
Average weekly increase	\$0.51 \$0.52 \$0.54	\$0.78 \$0.81 \$0.84	\$1.23 \$1.30 \$1.37
Cumulative impact of variation above 2017/18** levels	\$26.66 \$53.93 \$81.82	\$40.80 \$83.03 \$126.75	\$63.98 \$131.49 \$202.72
Cumulative percentage (%) impact of variation above 2017/18 levels***	2.30% 4.65% 7.06%	3.52% 7.16% 10.94%	5.52% 11.34% 17.49%
	For business ratepayers	For business ratepayers†	For business ratepayers†
	2018/19 2019/20 2020/21	2018/19 2019/20 2020/21	2018/19 2019/20 2020/21
Average annual rate	\$6,178 \$6,320 \$6,465	\$6,251 \$6,471 \$6,699	\$6,372 \$6,724 \$7,095
Average annual increase	\$138.89 \$142.09 \$145.36	\$212.57 \$220.05 \$227.80	\$333.34 \$351.75 \$371.16
Average weekly increase	\$2.67 \$2.73 \$2.80	\$4.09 \$4.23 \$4.38	\$6.41 \$6.76 \$7.14
Cumulative impact of variation above 2017/18** levels	\$138.89 \$280.98 \$426.34	\$212.57 \$432.62 \$660.41	\$333.34 \$685.09 \$1,056.25
Cumulative percentage (%) impact of variation above 2017/18 levels***	2.30% 4.65% 7.06%	3.52% 7.16% 10.94%	5.52% 11.34% 17.49%

An information booklet and a reply paid survey is being mailed to every ratepayer in Randwick City in late December 2017.

Information Sessions:

(Short presentation followed by the chance to speak one on one with Council staff)

- Wed 13 December 2017, 6-7pm, Randwick Town Hall
- Saturday 16 December 2017, 11am-12noon, Randwick Town Hall

Workshops:

(Smaller group discussions, register your interest in attending online)

Thu 18 January 2018, 6-8pm

Wed 24 January 2018, 6-8pm

Find out more and have your say: www.yoursayrandwick.com.au/OurCommunityOurFuture

Media enquiries:

Joshua Hay – 0402 351 459 or joshua.hay@randwick.nsw.gov.au

Chelsea Hunter – 0419 694 983 or chelsea.hunter@randwick.nsw.gov.au

MEDIA RELEASE

Wednesday 17 January 2018

Our Community Our Future survey closes 1 February, residents urged to participate

Randwick Council residents are encouraged to submit their online or reply paid Our Community Our Future surveys before 5pm Thursday 1 February, Deputy Mayor Alexandra Luxford announced today.

The survey outlines three cumulative rate increases of 7.48%, 13.21% and 19.85% that may be applied over the next three years, the Deputy Mayor said, and asks residents which funding option they prefer.

The survey also gives residents the opportunity to provide feedback on which projects and services are a priority for the community, which will help guide Council decision-making.

“We have some challenges coming up that we need to face together,” said Deputy Mayor Luxford. “The Our Community Our Future survey is the best way for people to let us know in very clear terms, which direction they would like us to take as a Council to fund the buildings, projects and services that are important to them.”

The Council has released three funding options for community feedback and outlined the rates increases over the next three years via an information booklet and survey, which was sent to every ratepayer in Randwick City in early January.

The options range from Option 1 – the ‘Do Nothing’ scenario – in which a cumulative rate increase of 7.48% over three years would be applied. This option means Council could not fund new projects and it would affect existing services.

Options 2 and 3 involve applying for Special Rate Variations of either 13.21% or 19.85% in total over the next three years. The smaller rate variation would deliver some of the projects to a lesser extent but take 13 years, while the cumulative increase of 19.85%, combined with borrowing funds, would deliver all the projects within 7 years.

The Our Community Our Future plan is on public exhibition at the Customer Service Centre and three libraries until 1 February 2018, and the community are encouraged to offer feedback and comment on the three funding options.

Find out more and have your say: www.yoursayrandwick.com.au/OurCommunityOurFuture



MEDIA RELEASE

How will it be funded?

	Option 1 DO NOTHING APPROACH			Option 2 DELAYED APPROACH			Option 3 PREFERRED APPROACH		
	Under Option 1, Council will increase rates each year by the rate peg which has a cumulative effect of 7.48% over three years. This approach means we will not be able to fund new projects and it would impact our current services. This approach is not recommended by Council.			Under Option 2, Council would apply for an SRV with a cumulative effect of 13.21% over three years to maintain services. This increase is based on modelling of what funds Council requires to maintain services and deliver new projects. This option would take longer (13 years) to deliver proposed projects and some would be on a smaller scale and apply a rate increase for Port Botany to create equality with Port Botany in Bayside Council.			Under Option 3, Council would apply for an SRV with a cumulative effect of 19.85% over three years to maintain services and deliver major projects and anti-terrorism measures as a priority within seven years. Council would also borrow \$27M in funds to expedite projects and apply a rate increase for Port Botany to create equality with Port Botany in Bayside Council.		
	Anti-terrorism measures <input type="checkbox"/> Major projects <input type="checkbox"/> Maintain services <input type="checkbox"/> Women's refuge <input type="checkbox"/> Digital strategy <input type="checkbox"/> Cultural facilities <input type="checkbox"/>			Anti-terrorism measures <input checked="" type="checkbox"/> Major projects (delayed) <input checked="" type="checkbox"/> Maintain services <input checked="" type="checkbox"/> Women's refuge (delayed) <input checked="" type="checkbox"/> Digital strategy (limited) <input checked="" type="checkbox"/> Cultural facilities (delayed) <input checked="" type="checkbox"/>			Anti-terrorism measures <input checked="" type="checkbox"/> Major projects <input checked="" type="checkbox"/> Maintain services <input checked="" type="checkbox"/> Women's refuge <input checked="" type="checkbox"/> Digital strategy <input checked="" type="checkbox"/> Cultural facilities <input checked="" type="checkbox"/>		
Cumulative rate increase over 3 years	7.48%			13.21%			19.85%		
Rate increase	2018/19 2.30%	2019/20 2.50%	2020/21 2.50%	2018/19 5.64%	2019/20 3.52%	2020/21 3.52%	2018/19 7.64%	2019/20 5.52%	2020/21 5.52%
Proposed borrowings	\$0			\$0			\$27M		
Project delivery timeframe	No new projects delivered			13 years			7 years		
	For residential ratepayers			For residential ratepayers			For residential ratepayers		
	2018/19	2019/20	2020/21	2018/19	2019/20	2020/21	2018/19	2019/20	2020/21
Average annual rate	\$1,186	\$1,215	\$1,246	\$1,200	\$1,242	\$1,286	\$1,223	\$1,290	\$1,362
Average annual increase	\$26.66	\$29.64	\$30.38	\$40.80	\$42.23	\$43.72	\$63.98	\$67.51	\$71.23
Average weekly increase	\$0.51	\$0.57	\$0.58	\$0.78	\$0.81	\$0.84	\$1.23	\$1.30	\$1.37
Cumulative impact of variation above 2017/18* levels	\$26.66	\$56.30	\$86.68	\$40.80	\$83.03	\$126.75	\$63.98	\$131.49	\$202.72
Cumulative percentage (%) impact of variation above 2017/18 levels	2.30%	4.86%	7.48%	3.52%**	7.16%	10.94%	5.52%**	11.34%	17.49%
	For business ratepayers			For business ratepayers†			For business ratepayers†		
	2018/19	2019/20	2020/21	2018/19	2019/20	2020/21	2018/19	2019/20	2020/21
Average annual rate	\$7,256	\$7,438	\$7,623	\$7,343	\$7,601	\$7,869	\$7,485	\$7,898	\$8,334
Average annual increase	\$163.14	\$181.40	\$185.94	\$249.67	\$258.46	\$267.56	\$391.53	\$413.15	\$435.95
Average weekly increase	\$3.14	\$3.49	\$3.58	\$4.80	\$4.97	\$5.15	\$7.53	\$7.95	\$8.38
Cumulative impact of variation above 2017/18* levels	\$163.14	\$344.54	\$530.48	\$249.67	\$508.14	\$775.70	\$391.53	\$804.68	\$1,240.63
Cumulative percentage (%) impact of variation above 2017/18 levels	2.30%	4.86%	7.48%	3.52%**	7.16%	10.94%	5.52%**	11.34%	17.49%

* 2017/18 average residential rate is \$1,159 and average business rate is \$7,093 ** 2018/19 percentage increase is 2.12% less than total rate increase due to additional rates proposed to be levied on Port Botany † Excludes Port Botany

Media enquiries:

Chelsea Hunter – 0419 694 983 or chelsea.hunter@randwick.nsw.gov.au

Newspaper articles removed due to copyright concerns



1 - 1

006

ADDRESS LINE 1

ADDRESS LINE 2

RE: IMPORTANT – Our Community Our Future – Seeking your views on our Randwick City Plan 2018-21

Dear [insert name]

I write to you at an important time in the history of our great City. We need to continue to deliver the regular, quality council services you expect like roads and footpaths, libraries, events, lifeguards, beach cleaning, park maintenance, playgrounds and more.

There are a number of other important projects to undertake including undergrounding powerlines so we can beautify our streets and plant more trees and delivering a much-needed new gymnastics and indoor sports centre at Heffron Park in Maroubra.

We also face a number of new challenges. The Federal Government has allocated responsibility for implementing anti-terrorism measures in public spaces to local councils. This means we have a duty of care to help safeguard highly visited places like Coogee Beach and La Perouse against potential terrorist attacks.

We have recently inherited the La Perouse Museum from the State Government and we are in the process of also inheriting the Randwick Literary Institute. Both buildings have great potential for future community use, but are in poor condition after years of neglect and require millions of dollars in maintenance.

And domestic violence continues to be the greatest social challenge of our time. I believe Council must play a greater role in tackling this important issue.

These are challenges we need to face head on. As you would expect, these projects will come at a cost. Randwick City Council has a plan for the future – we call it Our Community Our Future. It's our plan for the next three years to deliver local services and improvements in your community.

As this plan directly affects your rates, it's important that you understand what it means and have your say. Please take a moment to review the information and consider mailing us back the feedback form on the reverse of this letter.

Alternatively you can complete the survey online using the following details:

Website: www.randwicksurvey.com.au

Login: 4471118

Password: 46979

Kind regards



Councillor Lindsay Shurey
Mayor of Randwick

Our Community Our Future

Your say in
the future
of our City



15 December 2017

RE: IMPORTANT – Our Community Our Future – Seeking your views on our Randwick City Plan 2018-21

Dear Randwick City ratepayer,

I write to you at an important time in the history of our great City. We need to continue to deliver the regular, quality council services you expect like roads and footpaths, libraries, events, lifeguards, beach cleaning, park maintenance, playgrounds and more.

There are a number of other important projects to undertake. This includes undergrounding powerlines so we can beautify our streets and plant more trees, and deliver a much-needed new gymnastics and indoor sports centre at Heffron Park in Maroubra.

We also face a number of new challenges. The Federal Government has allocated responsibility for implementing antiterrorism measures in public spaces to local councils. This means we have a duty of care to help safeguard highly visited places like Coogee Beach and La Perouse against potential terrorist attacks.

We have recently inherited the La Perouse Museum from the State Government and we are in the process of also inheriting the Randwick Literary Institute. Both buildings have great potential for future community use, but are in poor condition after years of neglect and require millions of dollars in maintenance.

And domestic violence continues to be the greatest social challenge of our time. I believe Council must play a greater role in tackling this important issue.


These are challenges we need to face head on. As you would expect, these projects will come at a cost. Randwick City Council has a plan for the future – we call it Our Community Our Future. It's our plan for the next three years to deliver local services and improvements in your community.

The plan proposes a Special Rate Variation (SRV) to increase rates by a small amount to fund services and projects for our community. As this directly affects you, we want your feedback on the proposal and consideration of which option you prefer.

Some options will take longer to get the works done, while others include borrowing funds to deliver the projects sooner.

Please take a moment to visit the following website where you will be able to find out more information and complete a survey www.ourcommunityourfuture.com.au

Kind regards

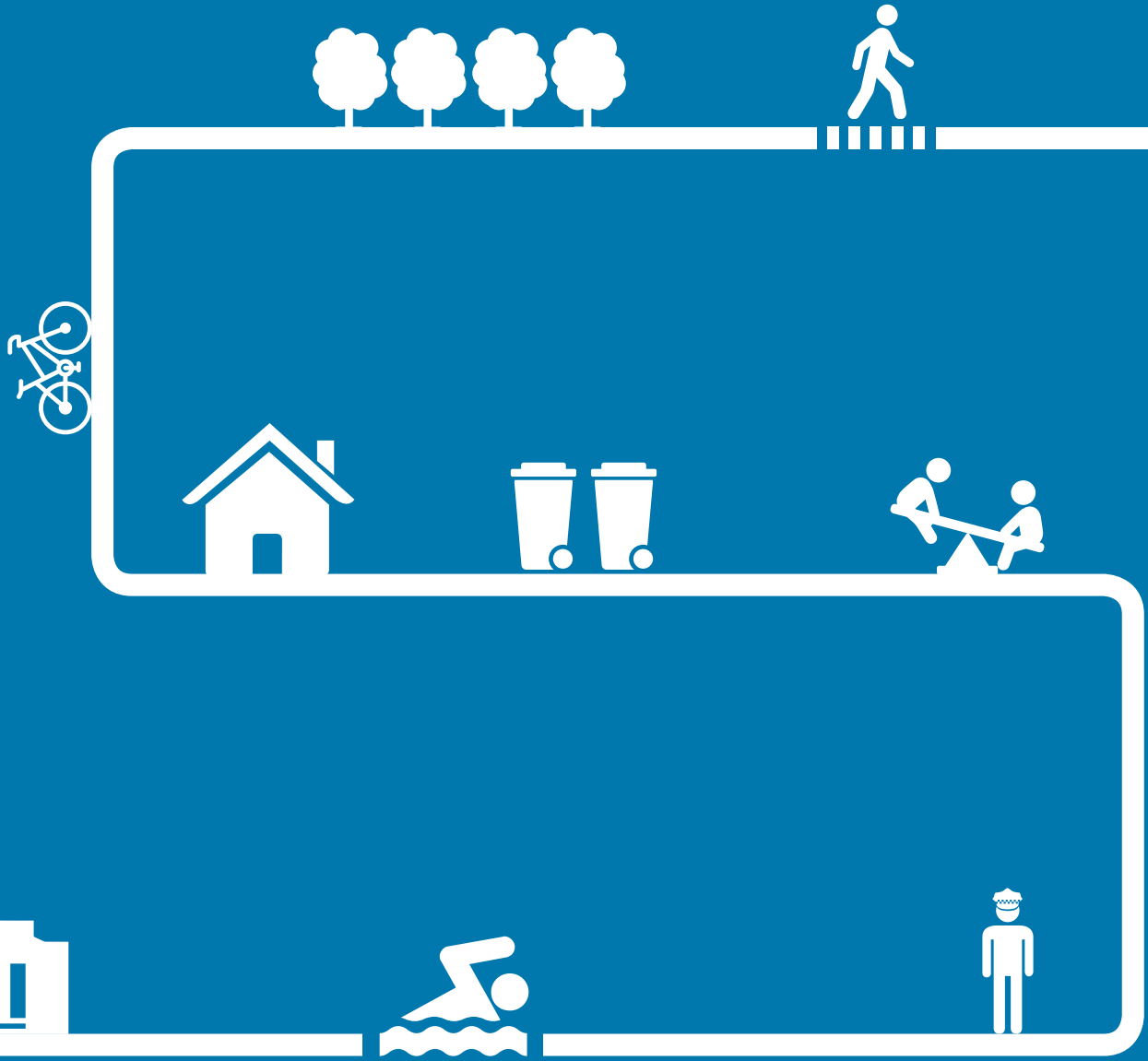


Councillor Lindsay Shurey
Mayor of Randwick

Our Community Our Future

Information Booklet

Your say in
the future
of our City



Our Community Our Future

Randwick City Plan
2018-21

Your say in
the future
of our City

Grab a coffee and a bikkie

Life is so busy these days, and it seems to be getting faster. Our days are focused on family, work, shopping, school, grandkids, sports, holidays, dining out – the list goes on. We love our community, we love the eastern suburbs. We spend time with those we love in the places we call home. And this is how it should be.

Before I joined Council, rarely did I think about the role that local government plays in our lives. After all, we've all got much more important things to focus on. Good government is not always top of mind, but in strong communities good government is always present.

Local government is the events and festivals you love, the clean beaches, the Lifeguards keeping you safe, the nippers run through the surf clubs, the playgrounds, the parks and ovals, the Coastal Walking track, the roads and footpaths, the libraries you visit, the recycling centre and the bins, toilets and streets that are magically cleaned each day.

This document presents you with an overview of Our Community Our Future – our plan for the future to continue providing you with these great services and facilities and deliver some exciting new projects. It's also our plan to address some very real challenges that lie ahead for our community – to make our community safer, to address terrorism and to combat domestic violence.

Please take a moment to have a look at the information. Your input is important so we can ensure we continue working together to build a stronger community.

Councillor Lindsay Shurey

Mayor of Randwick



Introduction

Our Community Our Future presents you with the challenges we as a community are facing. Randwick City Council wants to:

- Keep delivering high quality services to you
- Upgrade and build new community facilities
- Play our part in making Randwick safer by protecting crowded places from terrorism
- Use technology to deliver services faster and more efficiently
- Address domestic violence by supporting women’s refuges

We have prepared a plan to guide us from 2018 to 2021 and we want your feedback. This document summaries our plan, our priorities and projects that we want to deliver. We want your feedback on how to fund it.

Special Rate Variation

Randwick City Council is proposing to lodge a Special Rate Variation (SRV) to increase rates to fund services and projects for our community. As this directly affects you, we want your feedback on the proposal and consideration of which option you prefer. Pages 6 & 7 contain more details.

There are different ways Council can fund our future projects. Some methods will take longer to get the works done, while other methods, including borrowing funds can speed up project delivery significantly.

As it’s the community that will fund the projects and services, we believe you have a right to have a say in Council’s future direction.



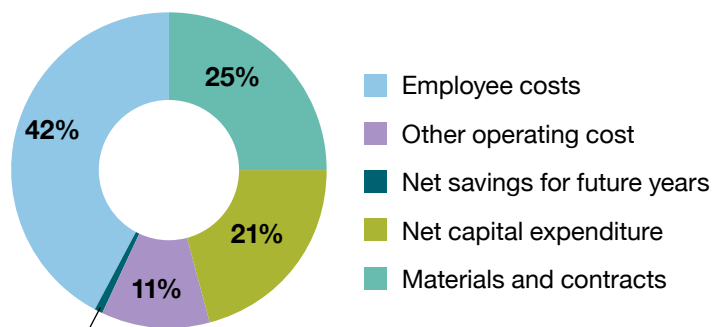
A 20-year vision

Underpinning everything Randwick City Council does is our City Plan. It’s a community strategic plan and our vision for the future. Our activities and programs are grouped under six key themes:

- Responsible management
- A sense of community
- Places for people
- A prospering City
- Moving around
- Looking after our environment

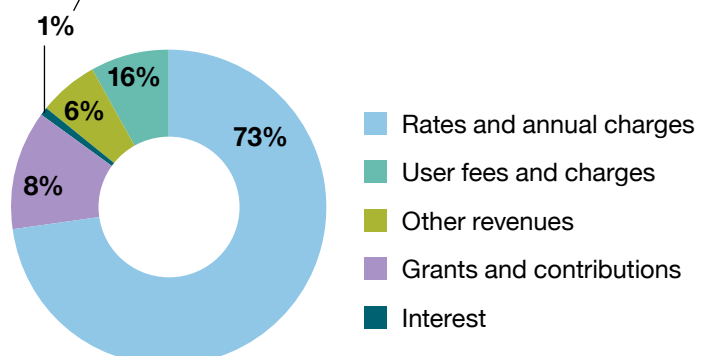
Council expenditure

The majority of Council’s funds are allocated towards delivering services to the community. Our staff work hard to make Randwick City a clean, safe and beautiful place to live. About 20 per cent of our expenditure is to upgrade or build new community facilities.



Council income

Council’s income is mostly generated from residential and business rates. The overall rates income Council collects is limited by a rate cap, unless Council receives approval to vary it.



Proposed projects

Randwick City Council has identified a number of priority projects that we want to deliver for our community. These projects have come through Council's ongoing community consultation programs, our plans and through your elected Councillors.

New major projects

Anti-terrorism measures

World events have renewed people's concern around safety and Randwick City Council now has a responsibility to help protect crowded places from terrorism. As a popular tourism destination, many of our town centres, parks and beaches attract thousands of visitors on any given day. We have a responsibility to make these places safer through protective infrastructure. These elements will be carefully designed to be functional and also blend with the landscape as much as possible.

La Perouse Museum

Substantial work is required to repair and restore this building it back to its original heritage fabric. Council inherited the building from the State Government in 2017 and is exploring possible reuse opportunities including an expanded collection, cultural facilities, function and café facilities.

Women's Refuge Centre

Domestic violence is the biggest social issue of our time with domestic violence related incidents taking up a significant amount of police resources. Council will explore options to provide a dedicated women's refuge centre in Randwick City.

Undergrounding powerlines to increase urban forests

Overhead powerlines are not only unsightly, but they reduce street tree planting opportunities and are more susceptible to failure. Council will commence an ongoing program to remove powerlines from our streets so that we can plant more trees and increase our tree canopy coverage.

Arts & Cultural Centre

Randwick City has a thriving artistic community, but we do not have a dedicated arts centre. Council will explore options for an arts and cultural centre to celebrate and encourage our cultural and artistic diversity.

Randwick Literary Institute

The historic building is being handed to Council from the NSW State Government and it requires substantial work to restore and repair its original heritage fabric. Potential future uses include ongoing use as a community centre and possibly a childcare centre.

New Council Customer Service location and offices

Investigation of creating a new major Council Customer Service Centre in Maroubra Junction and repair and upgrade works to Council's offices in Randwick to bring the 1960s building up to modern standards.

Indoor sports centre and gymnastics centre

The Heffron Park Masterplan identifies the need to rebuild the existing gymnasium and indoor sports centres located along Bunnerong Road in Maroubra. Both of these buildings are dated and are no longer effectively servicing the community. Significant expenditure is required to construct new modern facilities to serve the community into the future.

Protecting crowded places from terrorism



The Australian Government has released Australia's Strategy for Protecting Crowded Places from

Terrorism. This document outlines a coordinated approach to protecting Australians from the risk of a terrorism attack in public places.

It identifies local government such as Randwick Council as having a role and responsibility to manage the safety of public places and places a duty of care on Council to develop, implement, and regularly test protective security measures.





New major projects

- New public plazas in Randwick and Kingsford town centres
- Randwick Environment Park upgrade
- Increasing accessibility by building footpaths on both sides of streets in priority locations
- Digital strategy implementation

Ongoing Council works

- Regular footpath upgrades and road works
- Coastal Walkway extensions
- Playground upgrades

Buildings for our Community projects

The following proposed projects have existing funding under Council's Buildings for our Community program that was first introduced in 2010. Since that time, the scope or priority of the projects has changed and additional funding is required to deliver these projects to meet current expectations.

- South Maroubra Surf Club Toilets
- La Perouse Toilets
- Mahon Pool Cafe
- Randwick Community Nursery
- Matraville Youth and Cultural Hall
- Yarra Bay Bicentennial Park Toilets
- Snape Park Dressing Shed (Amenities Master Plan)
- South Matraville Hall (at Malabar Library)
- Southern Suburbs Youth Facility
- Malabar Junction Amenities
- Clovelly Community & Childcare Centre
- Clovelly Senior Centre
- Popplewell Park – Childcare Centre
- Coogee Bus Shelter, Kiosk & Toilets
- Malabar Jet Boat Rescue Boat Storage
- Kingsford Town Centre Toilets
- Burnie Park Hall
- Maroubra Beach Community Centre
- Coogee Oval Grandstand
- Matraville Shopping Centre Toilets
- Randwick Cemetery Toilets and Storage

How will it be funded?

Option 1 DO NOTHING APPROACH

Under Option 1, Council will increase rates each year by the rate peg which has a cumulative effect of 7.48% over three years. This approach means we will not be able to fund new projects and it would impact our current services. This approach is not recommended by Council.

Anti-terrorism measures	<input checked="" type="checkbox"/>	Women's refuge	<input checked="" type="checkbox"/>
Major projects	<input checked="" type="checkbox"/>	Digital strategy	<input checked="" type="checkbox"/>
Maintain services	<input checked="" type="checkbox"/>	Cultural facilities	<input checked="" type="checkbox"/>

Cumulative rate increase over 3 years	7.48%		
Rate increase	2018/19 2.30%	2019/20 2.50%	2020/21 2.50%
Proposed borrowings	\$0		
Project delivery timeframe	No new projects delivered		

Option 2 DELAYED APPROACH

Under Option 2, Council would apply for an SRV with a cumulative effect of 13.21% over three years to maintain services. This increase is based on modelling of what funds Council requires to maintain services and deliver new projects. This option would take longer (13 years) to deliver proposed projects and some would be on a smaller scale and apply a rate increase for Port Botany to create equality with Port Botany in Bayside Council.

Anti-terrorism measures	<input checked="" type="checkbox"/>	Women's refuge (delayed)	<input checked="" type="checkbox"/>
Major projects (delayed)	<input checked="" type="checkbox"/>	Digital strategy (limited)	<input checked="" type="checkbox"/>
Maintain services	<input checked="" type="checkbox"/>	Cultural facilities (delayed)	<input checked="" type="checkbox"/>

Cumulative rate increase over 3 years	13.21%		
Rate increase	2018/19 5.64%	2019/20 3.52%	2020/21 3.52%
Proposed borrowings	\$0		
Project delivery timeframe	13 years		

For residential ratepayers

	2018/19	2019/20	2020/21
Average annual rate	\$1,186	\$1,215	\$1,246
Average annual increase	\$26.66	\$29.64	\$30.38
Average weekly increase	\$0.51	\$0.57	\$0.58
Cumulative impact of variation above 2017/18* levels	\$26.66	\$56.30	\$86.68
Cumulative percentage (%) impact of variation above 2017/18 levels	2.30%	4.86%	7.48%

For residential ratepayers

	2018/19	2019/20	2020/21
Average annual rate	\$1,200	\$1,242	\$1,286
Average annual increase	\$40.80	\$42.23	\$43.72
Average weekly increase	\$0.78	\$0.81	\$0.84
Cumulative impact of variation above 2017/18* levels	\$40.80	\$83.03	\$126.75
Cumulative percentage (%) impact of variation above 2017/18 levels	3.52%**	7.16%	10.94%

For business ratepayers

	2018/19	2019/20	2020/21
Average annual rate	\$7,256	\$7,438	\$7,623
Average annual increase	\$163.14	\$181.40	\$185.94
Average weekly increase	\$3.14	\$3.49	\$3.58
Cumulative impact of variation above 2017/18* levels	\$163.14	\$344.54	\$530.48
Cumulative percentage (%) impact of variation above 2017/18 levels	2.30%	4.86%	7.48%

For business ratepayers†

	2018/19	2019/20	2020/21
Average annual rate	\$7,343	\$7,601	\$7,869
Average annual increase	\$249.67	\$258.46	\$267.56
Average weekly increase	\$4.80	\$4.97	\$5.15
Cumulative impact of variation above 2017/18* levels	\$249.67	\$508.14	\$775.70
Cumulative percentage (%) impact of variation above 2017/18 levels	3.52%**	7.16%	10.94%

* 2017/18 average residential rate is \$1,159 and average business rate is \$7,093 ** 2018/19 percentage increase is 2.12% less than total rate increase due to additional rates proposed to be levied on Port Botany † Excludes Port Botany

The benefits of borrowing

Randwick Council has in the past delivered major projects through a disciplined savings approach without the need to borrow. The challenge facing us now is that we are considering building some major projects of a scale and cost far greater than any of our previous projects. If we self-fund the new projects, it will take a number of years to save the required funds.

Randwick City Council has not used borrowings since 2000. However, borrowing funds in itself is not a bad thing. One of the seven indicators of financial performance as set by the Office of Local Government is a council's debt service ratio. Put simply, the NSW Government wants councils to borrow money to spend on improving local infrastructure as this is good for the economy and the community.

Have your say

Our Community Our Future is on public exhibition for community comment from 1 December 2017 to 1 February 2018.

You can have your say on this important plan in a number of ways.



Survey

Completing the survey included with this document. Mail it back to Council using the enclosed reply paid envelope by 1 February 2018.



Online

By visiting www.yoursayrandwick.com.au/OurCommunityOurFuture



Workshops

18 January 2018 – 6pm
24 January 2018 – 6pm

Contact communications@randwick.nsw.gov.au, call **9093 6934** or register online



Get in contact with us

If you want to speak to a Council officer about Our Community Our Future please contact Council on **1300 722 542** or email council@randwick.nsw.gov.au

What happens next?

- 1 Feb 2018** Consultation concludes
- 2 – 11 Feb 2018** Council staff review feedback from consultation
- 12 Feb 2018** Council lodges special rate variation with IPART
- 15 May 2018** IPART determinations made
- 1 Jul 2018** Plan comes into effect

View online

- Randwick City Plan including Delivery Program
- Long Term Financial Plan
- Asset Management Strategy and Plans
- Workforce Plan
- Digital Strategy

Option 3 PREFERRED APPROACH

Under Option 3, Council would apply for an SRV with a cumulative effect of 19.85% over three years to maintain services and deliver major projects and anti-terrorism measures as a priority within seven years. Council would also borrow \$27M in funds to expedite projects and apply a rate increase for Port Botany to create equality with Port Botany in Bayside Council.

Anti-terrorism measures	✓	Women's refuge	✓
Major projects	✓	Digital strategy	✓
Maintain services	✓	Cultural facilities	✓

19.85%

2018/19 7.64%	2019/20 5.52%	2020/21 5.52%
-------------------------	-------------------------	-------------------------

\$27M

7 years

For residential ratepayers

2018/19	2019/20	2020/21
\$1,223	\$1,290	\$1,362
\$63.98	\$67.51	\$71.23
\$1.23	\$1.30	\$1.37
\$63.98	\$131.49	\$202.72
5.52%**	11.34%	17.49%

For business ratepayers†

2018/19	2019/20	2020/21
\$7,485	\$7,898	\$8,334
\$391.53	\$413.15	\$435.95
\$7.53	\$7.95	\$8.38
\$391.53	\$804.68	\$1,240.63
5.52%**	11.34%	17.49%

Port Botany rate increase

Port Botany operates within the Randwick and Bayside Council areas. Whilst Port Botany makes an important economic contribution, its operations also impact upon our local infrastructure, traffic and amenity. This has become particularly evident since the opening of the third terminal.

In recognition of the Port's increased impacts on local infrastructure, traffic and amenity, Council is proposing to amend its rating structure.

This amendment would result in Port Botany paying the same rate per dollar of land value as they currently pay to Bayside Council which would result in an additional \$1.6m in rates per year being collected by Randwick. This would commence in 2018/19 and increase Council's overall rates income by an additional 2.12% in that year as indicated by the financial figures above for options 2 and 3. This increase would be borne only by the Port and not other business or residential ratepayers.

Randwick City Council
30 Frances Street
Randwick NSW 2031
Phone 1300 722 542
Fax (02) 9319 1510

council@randwick.nsw.gov.au
www.randwick.nsw.gov.au

Follow us here



Feedback Form



Our Community Our Future - have your say

Prior to completing this feedback form, please refer to the Our Community Our Future booklet for information on Council's proposed projects, services and funding options.

Q1. Rate the following proposed major projects in terms of priority on a scale of 1 to 5, with 1 being low priority and 5 being high priority.

PROJECT	PRIORITY				
	1 (LOW)	2	3	4	5 (HIGH)
La Perouse Museum	<input type="radio"/>	<input type="radio"/>	<input type="radio"/>	<input type="radio"/>	<input type="radio"/>
Women's Refuge Centre	<input type="radio"/>	<input type="radio"/>	<input type="radio"/>	<input type="radio"/>	<input type="radio"/>
Undergrounding powerlines to increase urban forests	<input type="radio"/>	<input type="radio"/>	<input type="radio"/>	<input type="radio"/>	<input type="radio"/>
Arts & Cultural Centre	<input type="radio"/>	<input type="radio"/>	<input type="radio"/>	<input type="radio"/>	<input type="radio"/>
Randwick Literary Institute	<input type="radio"/>	<input type="radio"/>	<input type="radio"/>	<input type="radio"/>	<input type="radio"/>
Indoor sports centre and gymnastics centre at Heffron Park	<input type="radio"/>	<input type="radio"/>	<input type="radio"/>	<input type="radio"/>	<input type="radio"/>

Q2. Which of the following funding options do you support? (please mark one box)

Refer to p6 of the Our Community Our Future booklet for more information on each option.

Option 1:
Do Nothing Approach

Option 2:
Delayed Approach

Option 3:
Preferred Approach

Q3. Do you have any comments to make?

Q4. Would you like to receive updates on the outcome of this consultation and other important communication from Randwick Council? If yes, what is your email address?

Returning your feedback form

Please return your completed feedback form using the enclosed reply paid envelope.

No stamp is required. **Your feedback form needs to be received by Council by 5pm on 1 February 2018.**

If you do not have a reply paid envelope, please mail it to:

Randwick Council Community Feedback, Reply Paid 89388, Randwick NSW 2031.





Our Community Our Future survey closes 5pm 1 February, don't forget to send yours in!

Randwick Council residents are encouraged to submit their online or reply paid Our Community Our Future surveys before 5pm Thursday 1 February.

The survey outlines three cumulative rate increases of 7.48%, 13.21% and 19.85% that may be applied over the next three years and asks residents which funding option they prefer.

The survey also gives residents the opportunity to provide feedback on which projects and services are a priority for the community, which will help guide Council decision-making.

“We have some challenges coming up that we need to face together,” said Deputy Mayor Alexandra Luxford. “The Our Community Our Future survey is the best way for people to let us know in very clear terms, which direction they would like us to take as a Council to fund the buildings, projects and services that are important to them.”

The Council has released three funding options for community feedback and outlined the rates increases over the next three years via an information booklet and survey, which was sent to every ratepayer in Randwick City in early January.

The options range from Option 1 – the ‘Do Nothing’ scenario – in which a cumulative rate increase of 7.48% over three years would be applied. This option means Council could not fund new projects and it would affect existing services.

Options 2 and 3 involve applying for Special Rate Variations of either 13.21% or 19.85% in total over the next three years. The smaller rate variation would deliver some of the projects to a lesser extent but take 13 years, while the cumulative increase of 19.85%, combined with borrowing funds, would deliver all the projects within 7 years.

Council is holding small workshops on Thursday 18 January and Wednesday 24 January at the Admin centre on Frances st from 6-8pm for residents who wish to know more.

The Our Community Our Future plan is on public exhibition at the Customer Service Centre and three libraries until 1 February 2018, and the community are encouraged to offer feedback and comment on the three funding options.

Find out more and have your say:
www.yoursayrandwick.com.au/OurCommunityOurFuture

How will it be funded?									
	Option 1 DO NOTHING APPROACH			Option 2 DELAYED APPROACH			Option 3 PREFERRED APPROACH		
	Under Option 1, Council will increase rates each year by the rate peg which has a cumulative effect of 7.48% over three years. This approach means we will not be able to fund new projects and it would impact our current services. This approach is not recommended by Council.			Under Option 2, Council would apply for an SRV with a cumulative effect of 13.21% over three years to maintain services. This increase is based on modelling of what funds Council requires to maintain services and deliver new projects. This option would take longer (13 years) to deliver proposed projects and some would be on a smaller scale and apply a rate increase for Port Botany to create equality with Port Botany in Bayside Council.			Under Option 3, Council would apply for an SRV with a cumulative effect of 19.85% over three years to maintain services and deliver major projects and anti-terrorism measures as a priority within seven years. Council would also borrow \$27M in funds to expedite projects and apply a rate increase for Port Botany to create equality with Port Botany in Bayside Council.		
	Anti-terrorism measures <input checked="" type="checkbox"/> Major projects <input checked="" type="checkbox"/> Maintain services <input checked="" type="checkbox"/> Women's refuge <input checked="" type="checkbox"/> Digital strategy <input checked="" type="checkbox"/> Cultural facilities <input checked="" type="checkbox"/>			Anti-terrorism measures <input checked="" type="checkbox"/> Major projects (delayed) <input checked="" type="checkbox"/> Maintain services <input checked="" type="checkbox"/> Women's refuge (delayed) <input checked="" type="checkbox"/> Digital strategy (limited) <input checked="" type="checkbox"/> Cultural facilities (delayed) <input checked="" type="checkbox"/>			Anti-terrorism measures <input checked="" type="checkbox"/> Major projects <input checked="" type="checkbox"/> Maintain services <input checked="" type="checkbox"/> Women's refuge <input checked="" type="checkbox"/> Digital strategy <input checked="" type="checkbox"/> Cultural facilities <input checked="" type="checkbox"/>		
Cumulative rate increase over 3 years	7.48%			13.21%			19.85%		
Rate increase	2018/19 2.30%	2019/20 2.50%	2020/21 2.50%	2018/19 5.64%	2019/20 3.52%	2020/21 3.52%	2018/19 7.64%	2019/20 5.52%	2020/21 5.52%
Proposed borrowings	\$0			\$0			\$27M		
Project delivery timeframe	No new projects delivered			13 years			7 years		
	For residential ratepayers			For residential ratepayers			For residential ratepayers		
	2018/19	2019/20	2020/21	2018/19	2019/20	2020/21	2018/19	2019/20	2020/21
Average annual rate	\$1,186	\$1,215	\$1,246	\$1,200	\$1,242	\$1,286	\$1,223	\$1,290	\$1,362
Average annual increase	\$26.66	\$29.64	\$30.38	\$40.80	\$42.23	\$43.72	\$63.98	\$67.51	\$71.23
Average weekly increase	\$0.51	\$0.57	\$0.58	\$0.78	\$0.81	\$0.84	\$1.23	\$1.30	\$1.37
Cumulative impact of variation above 2017/18* levels	\$26.66	\$56.30	\$86.68	\$40.80	\$83.03	\$126.75	\$63.98	\$131.49	\$202.72
Cumulative percentage (%) impact of variation above 2017/18 levels	2.30%	4.86%	7.48%	3.52%**	7.16%	10.94%	5.52%**	11.34%	17.49%
	For business ratepayers			For business ratepayers†			For business ratepayers†		
	2018/19	2019/20	2020/21	2018/19	2019/20	2020/21	2018/19	2019/20	2020/21
Average annual rate	\$7,256	\$7,438	\$7,623	\$7,343	\$7,601	\$7,869	\$7,485	\$7,898	\$8,334
Average annual increase	\$163.14	\$181.40	\$185.94	\$249.67	\$258.46	\$267.56	\$391.53	\$413.15	\$435.95
Average weekly increase	\$3.14	\$3.49	\$3.58	\$4.80	\$4.97	\$5.15	\$7.53	\$7.95	\$8.38
Cumulative impact of variation above 2017/18* levels	\$163.14	\$344.54	\$530.48	\$249.67	\$508.14	\$775.70	\$391.53	\$804.68	\$1,240.63
Cumulative percentage (%) impact of variation above 2017/18 levels	2.30%	4.86%	7.48%	3.52%**	7.16%	10.94%	5.52%**	11.34%	17.49%

* 2017/18 average residential rate is \$1,159 and average business rate is \$7,093 ** 2018/19 percentage increase is 2.12% less than total rate increase due to additional rates proposed to be levied on Port Botany † Excludes Port Botany

Click here for a larger image.

1300 722 542
council@randwick.nsw.gov.au
30 Frances Street
Randwick NSW 2031

All content © Randwick City Council

To make sure that you get this email, add council@randwick.nsw.gov.au to your Safe Senders list.
Your privacy is important to us - we will not divulge your details to any third party.

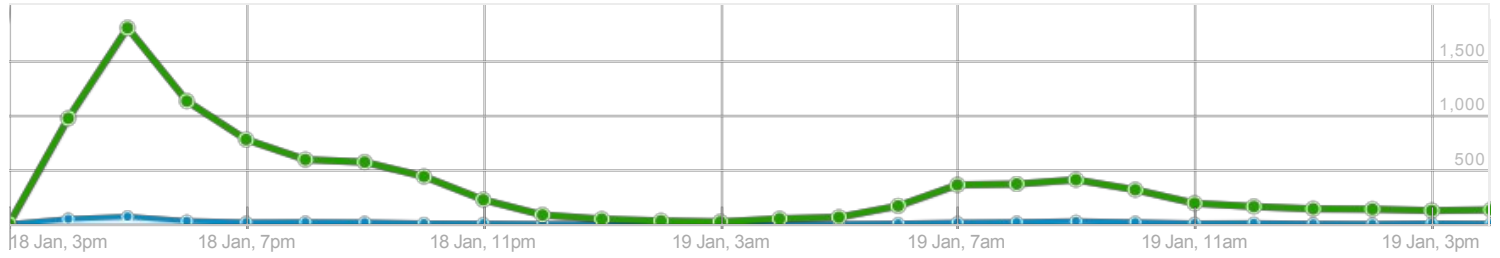
You can unsubscribe immediately or update your details

Our Community Our Future: let us know your thoughts by 1 February

Sent Jan 18, 2018 at 4:45PM

Sent to 19,831 unique subscribers in Randwick News

● Opens and ● Link Clicks for first day



Campaign Overview

- **6,512** Unique opens
12,752 total opens to date
- **46** Bounced
0.23% couldn't be delivered
- **13,273** Unopened
Open rates are only estimates

- 32.91%** of all recipients opened so far
- 6.16%** clicked a link (401 people)
- 0.14%** unsubscribed (27 people)
- 3** people marked it as spam (0.02%)
- 0** shares across Facebook, Twitter & email

Links Clicked

401

people clicked

Giving you a **6.16%** click rate.

532

total clicks

Made by 401 people

1.33

clicks per person

Average of all those who clicked.

6,111

didn't click

That's 93.84% of all those who opened.

Link (URL)	Unique	Total
www.yoursayrandwick.com.au/OurCommunityOurFuture	297	361
www.yoursayrandwick.com.au/31859/documents/67726	151	171

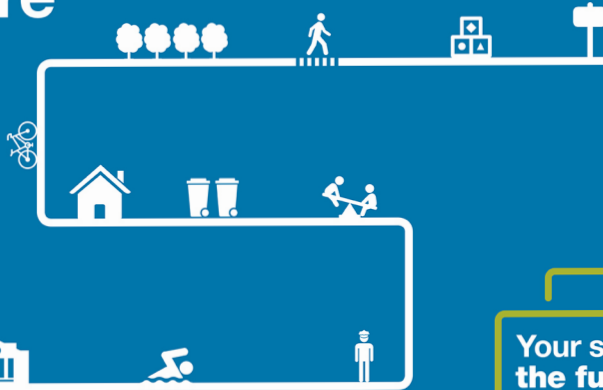
Digital Screen Display

Our Community Our Future

Randwick City Plan
2018-21



Randwick City
Council
a sense of community



Your say in
the future
of our City

On exhibition 1 Dec 2017 – 1 Feb 2018

Find out more about our plans and projects for the next three years and how it affects you. www.yoursayrandwick.com.au/OurCommunityOurFuture